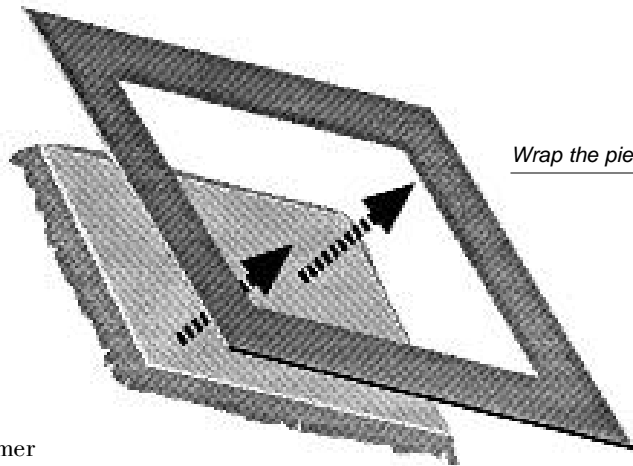


# Mounting Sheer Silk

by Diane Day, CPF



*Wrap the piece of silk around the fallout of a piece of matboard.*

When a customer brings in a silk piece too sheer to preservation frame with stainless steel pins or sewing, try the following method.

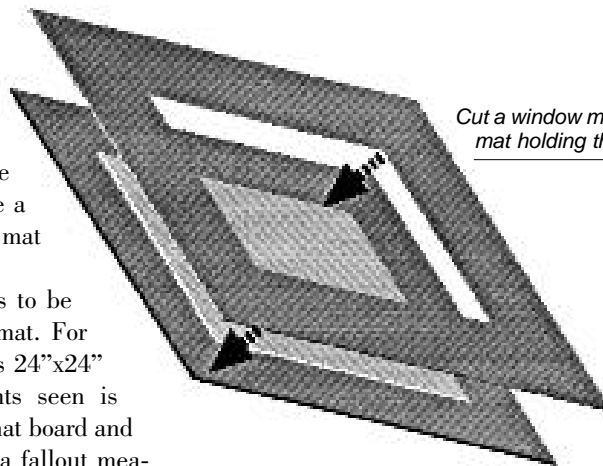
You will need three pieces of matboard cut to fit into the chosen frame. There are no tapes, glues or pastes used; only pressure holds the silk in place. The end result will be a "sandwich" with the silk on the mat board in the middle.

Decide how much of the silk is to be visible through the window of the mat. For example, the overall measurement is 24"x24" and the section the customer wants seen is 20"x20". Take one of the pieces of mat board and cut a mat with a reverse bevel and a fallout measuring 21"x21". Next, wrap the silk around this piece of fallout and push it back up into the mat. This will be the center of the sandwich.

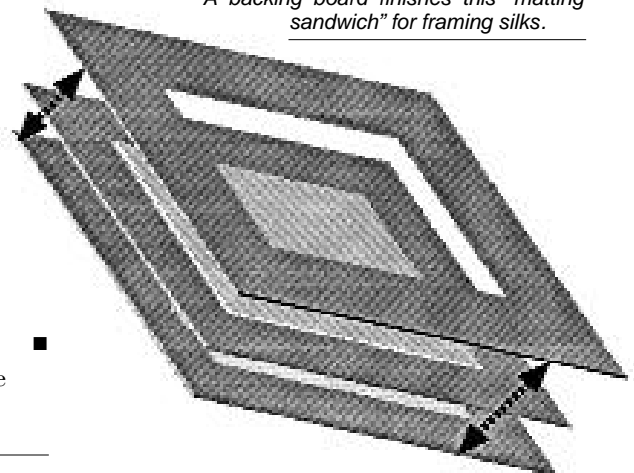
Now take the second piece of board and cut a window mat with an opening of 20"x20". The pressure from this mat will help to keep the silk in place and keep it from touching the glazing of the frame. This will be the top of the sandwich.

Take the last piece of mat board and place it behind the silk. This board will press against the fallout, around which the silk is wrapped, and keep it from falling out of the mat with the reverse bevel. It also holds the border of the silk in position so that the silk does not become loose. This will be the bottom of the sandwich.

Pressure it what keeps the silk in place in this arrangement. You may have to make some adjustments while carefully placing this package into the frame. This method will not keep the silk completely taut and there might be some wrinkles.



*Cut a window mat for your frame and place that over the mat holding the piece of silk.*



*A backing board finishes this "matting sandwich" for framing silks.*

---

*Diane Day, CPF is the technical coordinator at PPFA where she handles the technical hotline, along with other responsibilities. She has a B.A. in art and a M.A. in art history.*